

My SSD UNMOUNTS after installing. Here is the process used.

I format SSD in LibreELEC

LibreELEC Settings

Formatting SSD was successful

MUSIC

PROGRAMS

SYSTEM

gs

LibreELEC

File manager

Profiles

System info



Format HDD
Format HDD successfully

The SSD is recognized in LibreELEC

system into

12

Confluence

Summary

Storage

Network

Video

Hardware

PVR service

Storage information

Filesystem	Size	Used	Available	Use%	Mounted on
/dev/system	1.5G	1.3G	164.7M	89%	/flash
/dev/data	25.5G	8.6G	16.9G	34%	/storage
/dev/sda1	902.1G	14.0K	902.1G	0%	/var/media/HDD



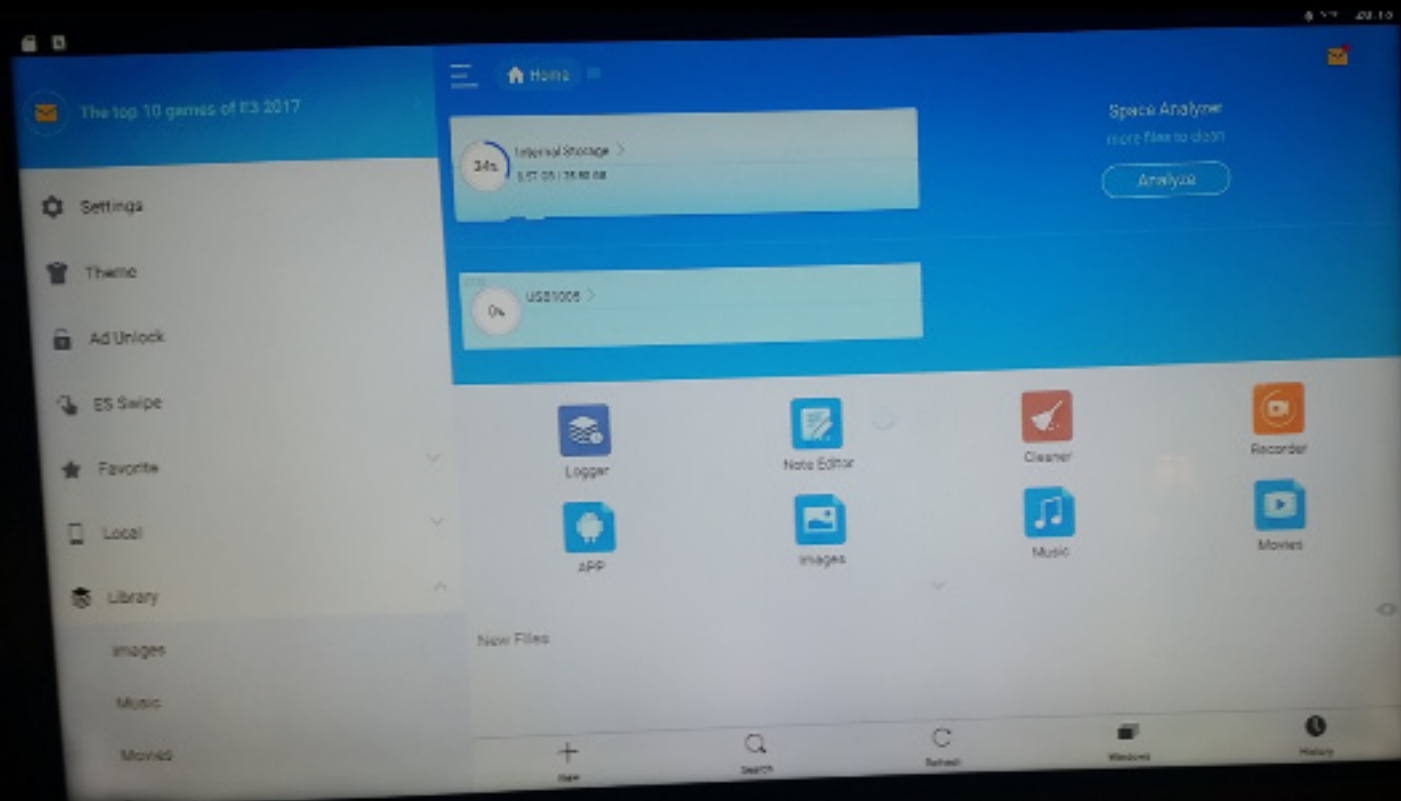
CPU usage: CPU0: 24% CPU1: 9.8% CPU2: 2.2% CPU3: 9.6%

Memory used: 185MB / 1819MB - 10%

Build: Kodi 16.1 Git:c327c53

Compiled: Mar 8 2017

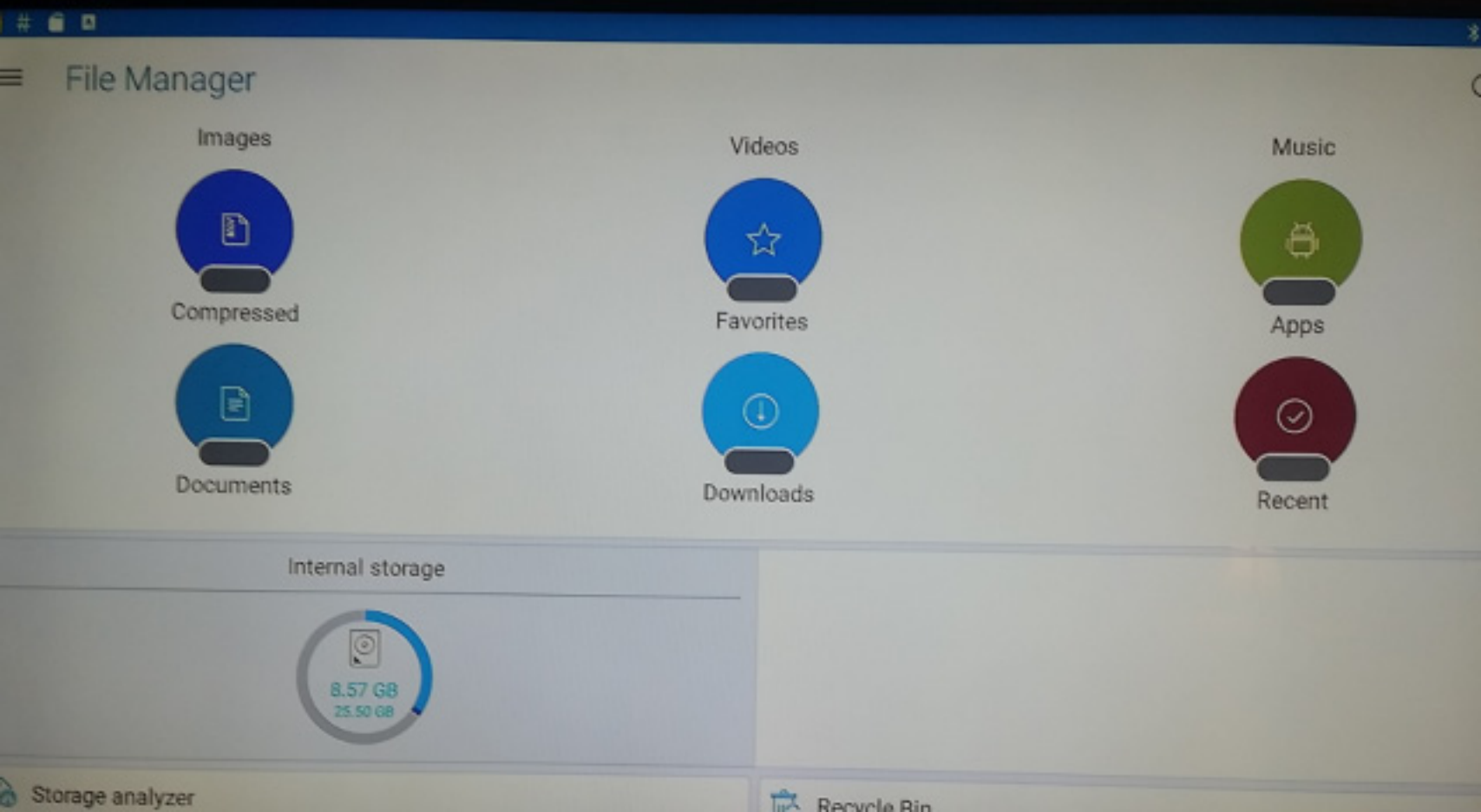
SSD not recognized in ESFile Explorer



New File Manager app instructed to try by DroidBox help.



SSD not recognizd here either



I go here to take a look

Settings

Wireless & networks



Wi-Fi



Bluetooth



Data usage



More

Device



Display



Sound & notification



Apps



Storage & USB



Battery



Memory



Personal



Location



Security



Accounts



Google

It has not been removed since the LibreELEC formatting. But now it says it has been removed.

Storage & USB

Device storage

8.56 GB

Total used of 25.50 GB



Internal storage

8.56 GB used of 25.50 GB




ST1000LM USB drive

Not inserted



I did not remove the SSD.

So why am I being told to reinsert the SSD?



Forget

To use the apps, photos or data this ST1000LM USB drive contains, reinsert it.

Alternatively, you can choose to forget this storage if the device isn't available.

If you choose to forget, all the data the device contains will be lost forever.

You can reinstall the apps later, but their data stored on this device will be lost.

I am going to start over by
formatting the SSD in my
laptop.

I now take out the SSD and format it using my laptop and then reinsert into the DroidBOX. I get this message



Set up your ST1000LM
USB drive

☐ Use as portable storage

For moving photos and other media between devices.

☐ Use as internal storage

For storing anything on this device only, including apps and photos. Requires formatting that prevents it from working with other devices.

I will be leaving the SSD in the DroidBOX
so I wish to format it as internal.

- ☐ Use as portable storage
For moving photos and other media between devices.
- ☒ Use as internal storage
For storing anything on this device only, including apps and photos. Requires formatting that prevents it from working with other devices.

our ST1000LM
ve

I understand that the data on the SSD
will be erased and proceed

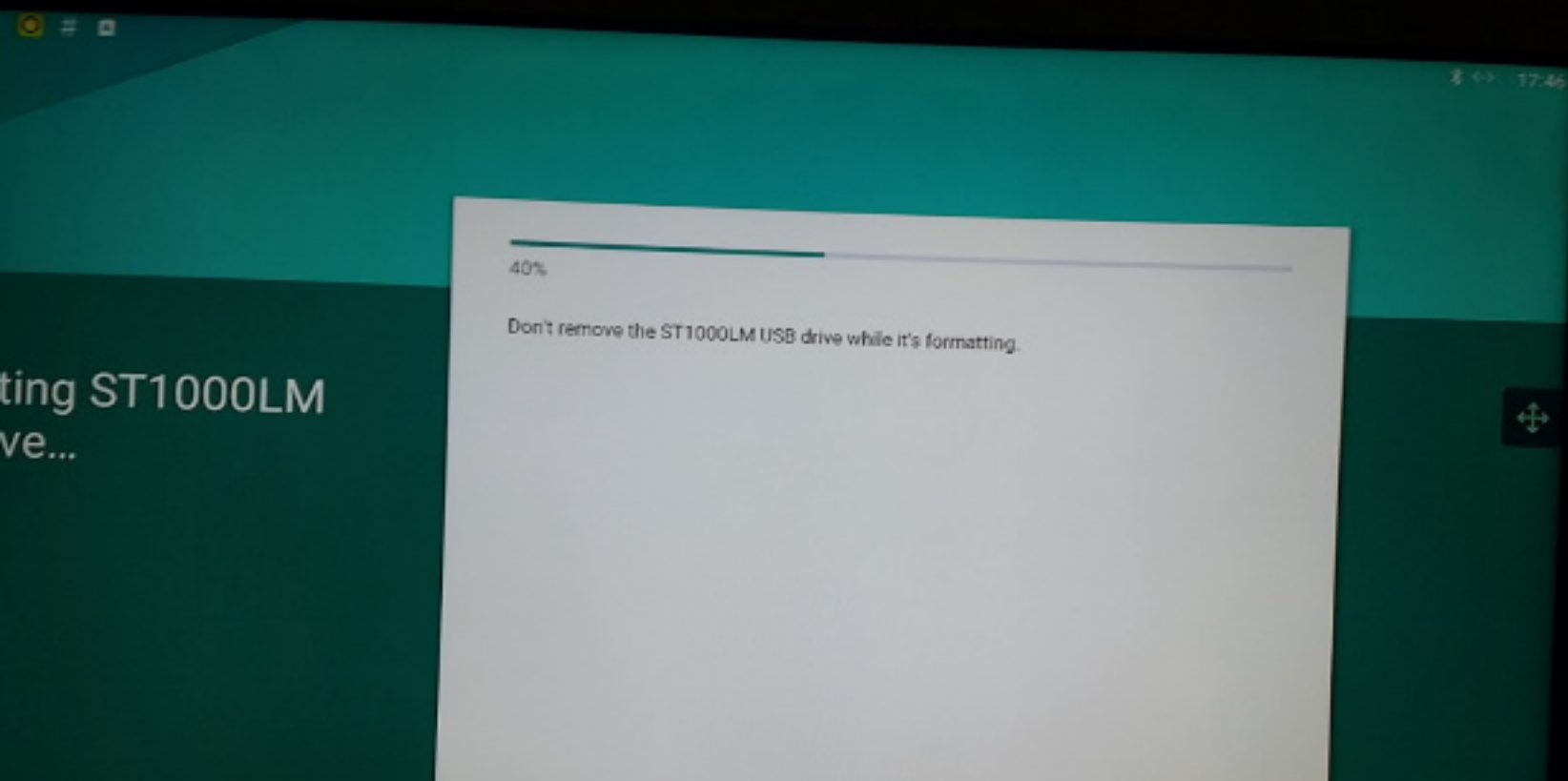
This requires the ST1000LM USB drive to be formatted to make it secure.

After formatting, this ST1000LM USB drive will only work in this device.

Formatting erases all data currently stored on the ST1000LM USB drive. To avoid losing the data, consider backing it up.



The formatting is going well



Still formatting for internal use



Formatting ST1000LM
USB drive...

60%

Don't remove the ST1000LM USB drive while it's formatting.

I will move my data later



Move data to new
storage

You can move your photos, files and some apps to this new ST1000LM USB drive.

The move takes about 10 minutes and will free 5.76 GB on internal storage. Some apps won't work while it's underway.

- ☐ Move now
- ☐ Move later

Moving my data later



Move data to new
storage

You can move your photos, files and some apps to this new 512GB (or 1TB) drive.

This move takes about 10 minutes and will free 5.7% GB on internal storage. Some apps won't work while it's underway.

☐ Move now

☒ Move later

Okay, the SSD has been formatted

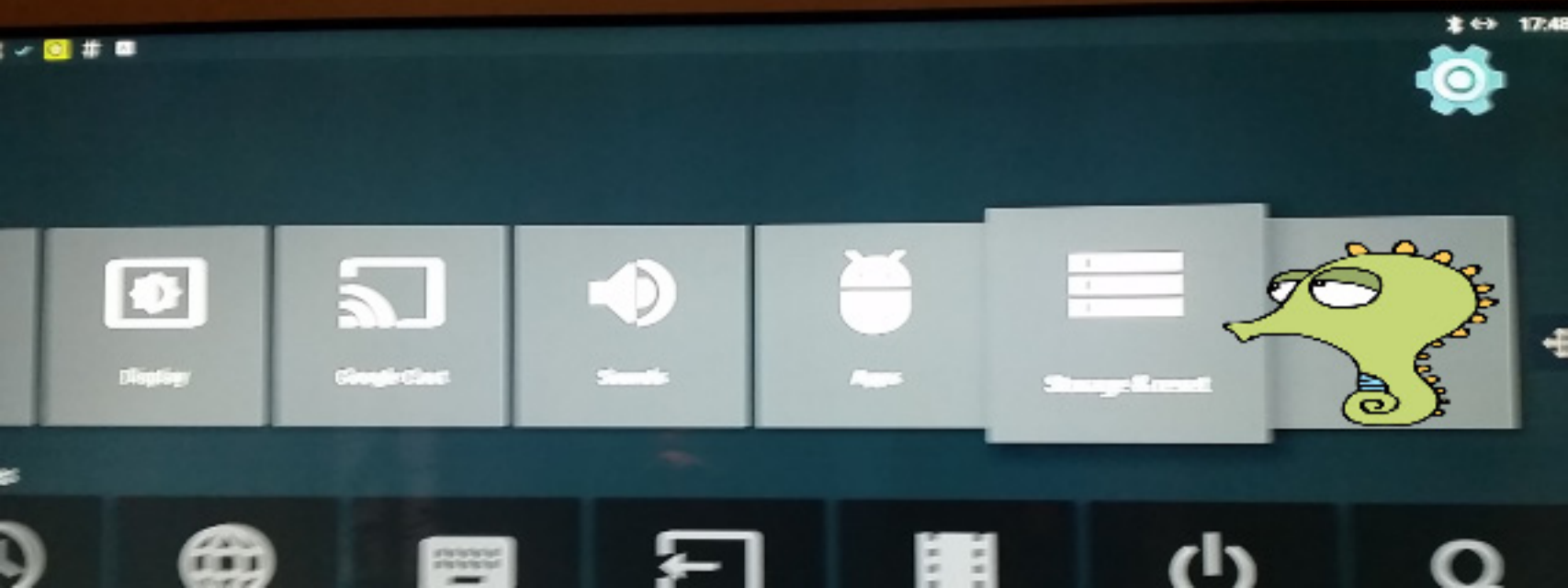


ST1000LM USB drive is
ready

Your new ST1000LM USB drive is working.


To move photos, files and app data to this device, go to Settings > Storage.

I go back here to check



I can see SSD drive

Device
Storage & reset



Device storage

Internal storage

Total space: 25 GB

ST1000LM USB drive

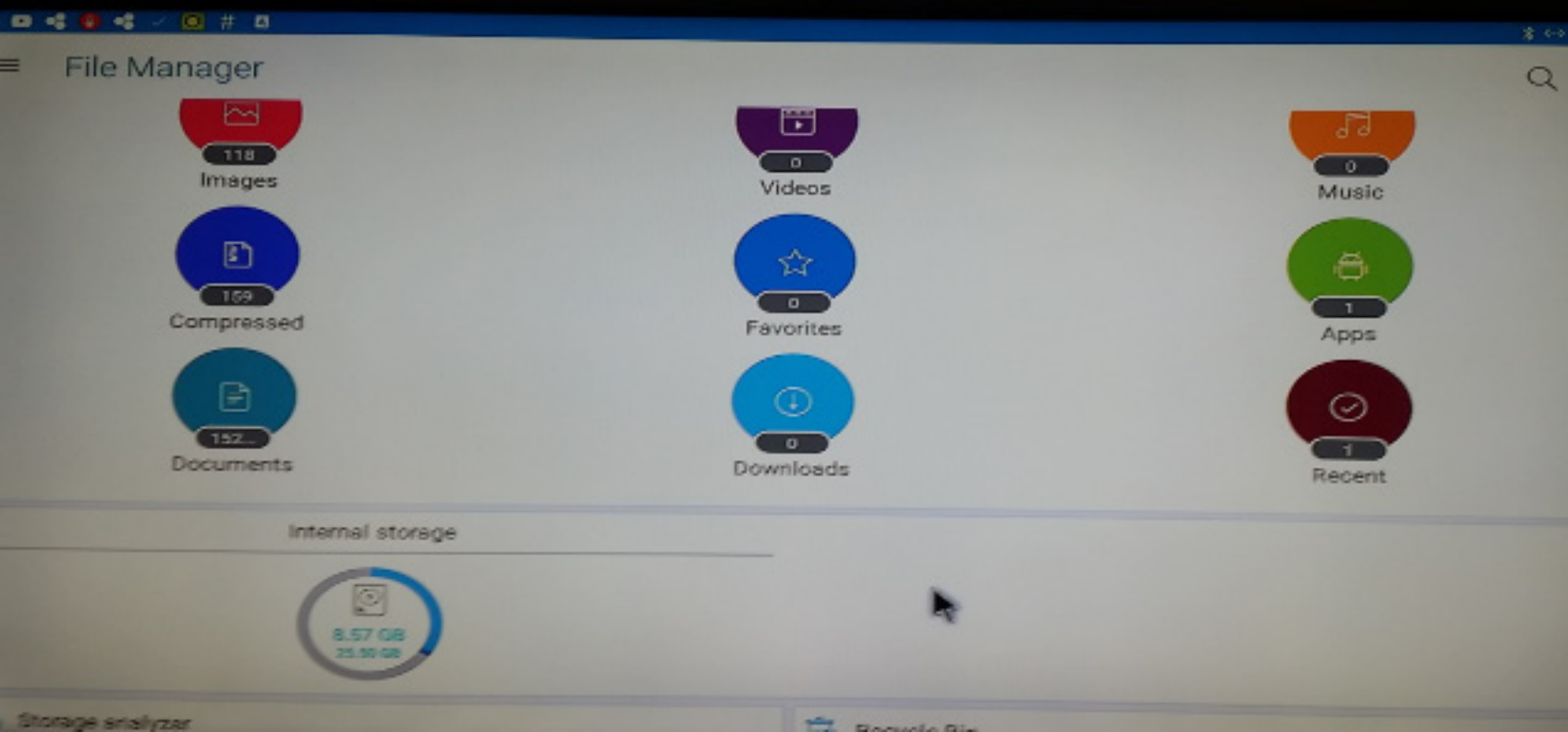
Total space: 0.99 TB

Reset

Factory data reset



I go to File Manager app and the SSD is now not mounted



I DID NOT remove the SSD

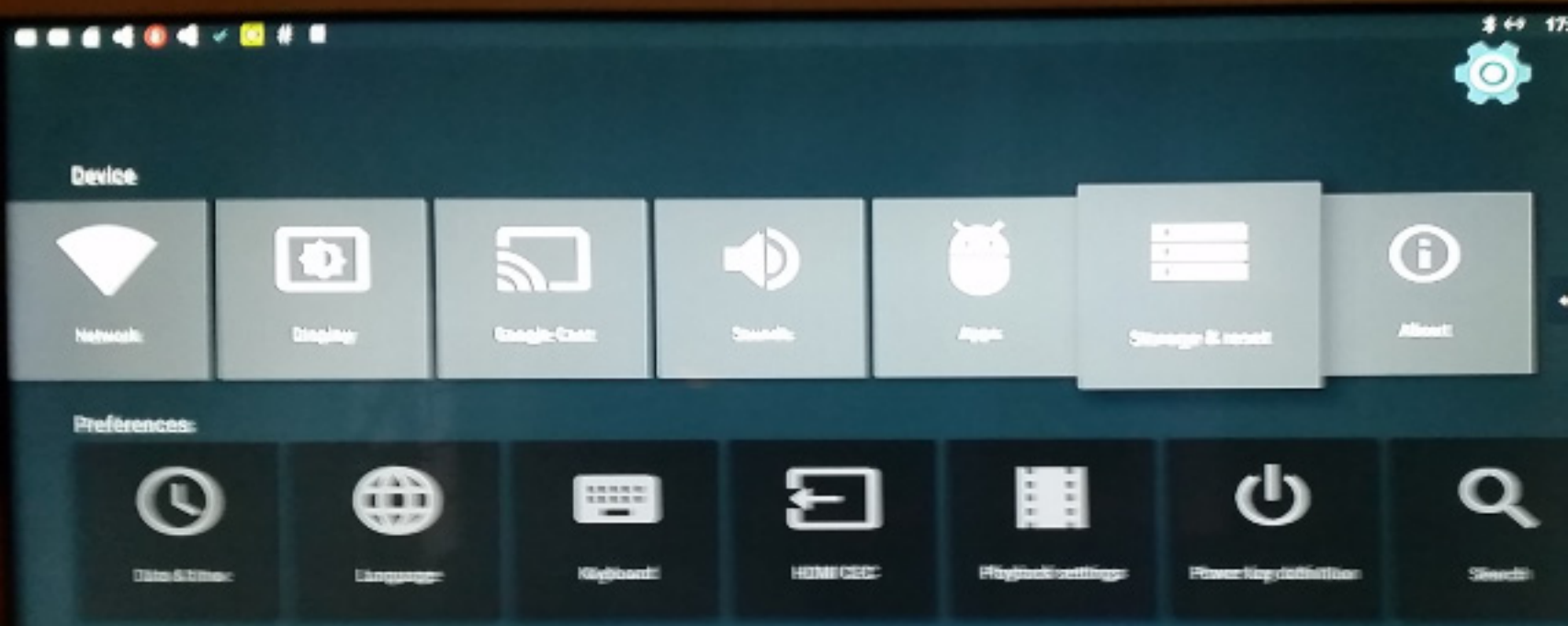
ST1000LM USB drive removed

Some apps will be unavailable or not function correctly until the drive is reconnected.




OK

I go back here to look again because I could see it prior.



Now the message is:
NOT CONNECTED

Device
Storage & reset



Device storage

Internal storage
Total space: 26 GB

ST1000LM USB drive
Not connected



Reset

Factory data reset

Why is my SSD unmounting? I believe I need a new cable. Others have experienced this same problem and the new cable resolved the issue I have seen.